

## **HOMEWORK POLICY**

**Date Ratified: March 2015**

**Date for Review: 2019**

## **We believe:**

**Tenison Woods Catholic School** will offer targeted and rich homework experiences using evidence-based pedagogies which also reflect the schools underpinning learning vision.

St Mary of the Cross MacKillop and Fr Julian Tenison Woods knew that the key to living a successful life was a good education. When Mary Mackillop opened her school in Penola in 1866 it was revolutionary because it was open to anyone who wanted to learn and accepted all children without distinction.

Now, in the 21<sup>st</sup> Century, we know through research that Mary MacKillop and Julian Tenison Woods were right – there is a strong correlation between completing school and a success in life. We also know through research that good education equals *high engagement* in *rich learning*.

**Tenison Woods Catholic School** continues to follow in the footsteps of Mary MacKillop and Julian Tenison Woods with **LEARNING** being at the core of all we do.

**Tenison Woods Catholic School** is committed to providing a 21<sup>st</sup> Century education which can transform lives and communities. Therefore all educational decisions will:-

- be based on the accepted research from the disciplines of neuroscience, psychology education and digital technologies.
- be informed by student data
- consider the physical, emotional and social well-being of the child

## **Partnership**

Parents and teachers will work together in partnership for the benefit of all the children. We will ensure that homework meets its required purpose and does not become an additional layer which impedes family life at home.

## **Purpose:**

- To respond to each child's specific needs.
- To involve parents in their children's learning.
- To encourage positive family interactions.
- To acknowledge the needs for children to build life skills as well as academic skills.

## **We Acknowledge:**

- Traditional homework can be stressful for both the child and parents.
- Parents miss out on quality time with their children because of time spent on traditional homework.
- At times parents do the homework.
- The wish of some parents to be provided with more formal homework activities for their children (on request).

## **Homework Policy Based on the Ian Lillico Homework Grid**

The issue of homework has been reassessed in our modern society. Too much repetitive needless homework is given and the wrong type. This has mainly been the result of parents wanting to prepare their children for future study. The reality is, however, that homework has now been a major contributor to childhood obesity and is an impediment to quality family life. At all levels of the education system, homework is being reconsidered.

The homework grid that Ian outlines depicts the need for some practice of concepts learnt at school, but we know that we need to **broaden** the definition of Homework. Any work that children do at home needs to be counted. Ian's work provides a rationale for teachers and parents to work together to ensure that children do some work at home, but not a lot of sedentary work. This model is a solution to the problem of getting kids to do something at home and not opt out of family life. It will enable parents to get children to do their share of work in the home including housework, shopping, physical activity such as sport training and engaging in family outings such as walking, fishing and exploring their world - activities which enhance family life. It also covers areas such as reading, being read to, playing a game with parents, research on the computer, music practice and many others.

### **The Homework Grid: Why and what: (see attached appendices for examples only)**

- Children need to practice concepts learnt at school.
- The grid includes work done at home for home e.g. Shopping, housework. As a member of the family children need to contribute to the family.
- Includes physical activity.
- Includes activities that enhance family life e.g. being read to, playing games as a family, cultural activities.

### **Purpose:**

- To respond to each child's specific needs.
- To support the school program.
- To involve parents in their children's learning.

### **We Acknowledge:**

- That homework is a student's responsibility we encourage parent/child interaction and any support that can be provided to the student.
- That we recognize and accept student's own initiatives and individual differences.
- That homework will provide the opportunity for the students to apply skills and knowledge developed through the curriculum.
- That homework will provide the opportunity for parental involvement/feedback and for students to share their knowledge.

### **Guidelines:**

- For students in Reception to Year 2 up to 20 minutes per school night
- For students in Year 3 to 6 up to 30 minutes per night.
- For students in Year 7 up to 45 minutes per night.
- All homework task will be aligned to the teaching and learning taking place in classrooms and no new content will be given as homework.

### **Possible Options for class teachers to consider:**

- Reception to Yr. 2: 1 homework grid activity e.g. help wash the dishes every night plus 10mins of reading/sight words
- Year 3-5: All homework grid activities
- Year 6-7: 10 min Homework grid activity and 35 minutes traditional homework

**APPENDIX 1**

**HOMEWORK MATRIX**

Term 1 Weeks 7/8 Due Date: \_\_\_\_\_

Complete the 6 tasks written in **bold type**.

Choose at least 4 other tasks to complete.

When you have completed a task, colour it and ask your parents to sign in the box.

Record all work in your homework book.

Remember to keep each answer neat and separate by using headings and ruling off.

*Do your best and enjoy!*

Again this sheet can be negotiated down SO LONG AS READING CUP reading is done.

<p><b>Write your weekly spelling list twice.</b> <b>Prepare for the test each week.</b></p> <p>Parent signature:</p> <p>Parent signature:</p>	<p><b>I am reading:</b></p> <hr/> <hr/> <p><b>for at least 20 minutes each night.</b></p> <p>Parent signature:</p>	<p>Find a recipe from mum or Grandma (or dad and Grandpa). Write it out and prepare it.</p> <p>Parent signature:</p>
<p>Copy and illustrate the words to an Australian song.</p> <p>Parent signature:</p>	<p><b>Find ads for three tank suppliers. Check out how to get rebates.</b></p> <p>Parent signature:</p>	<p>What images of the Spirit does school display? Explain one.</p> <p><input type="checkbox"/> <input type="checkbox"/> <input type="checkbox"/> <input type="checkbox"/> <input type="checkbox"/></p> <p>Parent signature:</p>
<p>List the small words can you create by using the letters in <u>PENTECOST</u>.</p> <p>Parent signature:</p>	<p>Calculate the kilometers we have walked so far and what is your share?</p> <p>Parent signature:</p>	<p>Collect 3 newspaper photographs of a political person or event, write the captions</p> <p>Parent signature:</p>
<p><b>Spend 15 minutes playing outside to enjoy the Aussie sunshine.</b></p> <p>Parent signature:</p>	<p>Queensland Day will be celebrated soon. Find out about it.</p> <p>Parent signature:</p>	<p>Write some facts about an Australian native plant. Add a picture.</p> <p>Parent signature:</p>

APPENDIX 2

**HOMEWORK MATRIX**

Term 2 Weeks 5/6 Due Date: \_\_\_\_\_

Complete the 6 tasks written in **bold type**.

Choose at least 4 other tasks to complete.

When you have completed a task, colour it and ask your parents to sign in the box.

Record all work in your homework book.

Remember to keep each answer neat and separate by using headings and ruling off.





*Do your best and enjoy!*

<p><b>Write your weekly spelling list twice.</b> <b>Prepare for the test each week.</b></p> <p>Parent signature:</p> <p>Parent signature:</p>	<p><b>I am reading:</b></p> <hr/> <hr/> <p><b>for at least 20 minutes each night.</b></p> <p>Parent signature:</p>	<p>Write out the 7 times number facts, using the four lines e.g.</p> <p style="text-align: center;"> <math>7 \times 1 = 7</math>  <math>1 \times 7 = 7</math>  <math>7 \div 1 = 7</math>  <math>7 \div 7 = 1</math> </p> <p>Parent signature:</p>
<p>Write a brief description of an Australian sports person. Identify their sport, their achievements and their contribution to the community.</p> <p>Parents Signature;</p>	<p>Collect <u>three</u> newspaper photographs of an Australian political person or event, write the captions underneath. Identify the newspaper and date.</p> <p>Parent signature:</p>	<p><b>Write a prayer for a special need in your family. Say it with your family.</b></p> <p>Parent signature:</p>
<p>Find and listen to an Australian song. What does it mean and what makes it or its singer special.</p> <p>Parent signature:</p>	<p><b>Select an Australian sport team and tell of its achievements this year.</b></p> <p>Parent signature:</p>	<p>Name 10 things that money cannot buy.</p> <p>Parent signature:</p>
<p>List the small words you can create by using the letters in the words <u>Dangerous</u> <u>Chemicals</u>.</p> <p>Parent signature:</p>	<p>What is the most expensive product in the world? How did you answer this? Did your answer surprise you? How?</p> <p>Parent signature:</p>	<p><b>Solar roof panels should be placed on all new homes. Give 3 good points and 3 bad points for this idea.</b></p> <p>Parent signature:</p>
<p><b>Spend 15 minutes outside to practise your cross country fitness. Move for the whole time. Record the distances you cover in some way .</b></p> <p>Parent signature:</p>	<p>Write some facts about the Queensland floral or fauna emblems. Picture them.</p> <p>Parent signature:</p>	<p>Reseach a small town in Queensland. Write some facts that make it worth visiting.</p> <p>Parent signature:</p>

APPENDIX 3

**Homework Grid**

Do one only of the activities on the grid below each night in addition to home reading.  
When the task is completed your child can colour in the picture of the activity.

	<p>Play a game with another child</p>
	<p>Have someone read to you.</p>
	<p>Help mum or dad eg: set the table, make bed, put out dirty washing, feed dog</p>
	<p>Do some physical activity.</p>

APPENDIX 4





Year Two Homework Term Four Week One

Teachers: Miss Brenda Congreve, Mrs Linda Holmes, Miss Emma Stewart.



- The activities highlighted in bold are compulsory in this homework grid. Students ALSO need to complete 2 other boxes.
- Students are required to read their home readers for 5 minutes each night. Parents need to sign the communication book.



<p style="text-align: center;"><b>MATHEMATICS</b></p> <p>Write the numbers below in word form.</p> <p>56 _____</p> <p>27 _____</p> <p>15 _____</p> <p>Write the numbers below in numeral form.</p> <p>Seventy-three _____</p> <p>Eighty-one _____</p> <p>Thirty-nine _____</p> <p>Initial/Date: _____</p>	<p style="text-align: center;"><b>UNIT WORK</b></p> <p>Match the describing words to the toys below.</p> <p>Soft Fast Fluffy Cute Hard</p> <div style="display: flex; justify-content: space-around;">   </div> <p>Initial/Date: _____</p>
<p style="text-align: center;"><b>SPELLING / SENTENCE CONSTRUCTION</b></p> <p>Complete the sentences below by filling in the missing spaces with a spelling word.</p> <p>1. The children _____ to the pool for a swim.</p> <p>2. The _____ wore a beautiful crown.</p> <p>3. There were _____ birds sitting in the tree.</p> <p>Initial/Date: _____</p>	<p style="text-align: center;"><b>ENGLISH / WORD STRUCTURE</b></p> <p>Fill in the missing letters to make a word from your spelling list.</p> <p>w_n      w_e_e      _u_n</p> <p>whi_      t_e_v_</p> <p>Initial/Date: _____</p>
<p style="text-align: center;"><b>CREATIVE WRITING</b></p> <p>If the queen came to Emerald to visit, what three places would you show her? Write your answers in your homework book.</p> <p>Initial/Date: _____</p> 	<p style="text-align: center;"><b>PHYSICAL ACTIVITY</b></p> <p>Participate in any type of physical activity from individual to team sport. It can be merely walking or an organised activity.</p> <p>Initial/Date: _____</p> 



Spelling Words				
(Focus: 'w' as in web, 'wh' as in whale, 'i' as in queen)				
went	where	which	twelve	queen
quick	walk	was		

## APPENDIX 5

### Year 1 Homework - Term 4, Week 3

#### Compulsory

Students must complete the following activities during the week:

<u>Sight Words</u>	<u>Word Family</u>
<p>◇ Learn and write your sight words (One line per word).</p> <p>Parent Sign: _____</p>	<p>◇ Revise word families, write down one word and draw a picture for each family. at an ag ad ap am Eg-mat, Dad, pan etc</p> <p>Parent Sign: _____</p>

#### Optional

Students must choose one activity from each section to complete during the week.

<u>Mathematics</u>	<u>Integrated Unit</u>	<u>Personal/Household</u>
<p>◇ Share some items equally among your family members. How many each?</p> <p>◇ Draw a pattern and a non-pattern. Label them.</p> <p>◇ Draw some clocks with o'clock time demonstrated. 12 o'clock, 3 o'clock etc</p>	<p>◇ Watch the sun set. What colours do you see? Draw</p> <p>◇ Observe moon size and shape each night. Record.</p> <p>◇ Which is your favourite planet? Explain.</p>	<p>◇ Play a game outside. Record.</p> <p>◇ Help serve dinner or set table.</p> <p>◇ Put away dishes or clothes.</p>

### Year 1 Homework - Term 4, Week 3

#### Compulsory

Students must complete the following activities during the week:

<u>Sight Words</u>	<u>Word Family</u>
<p>◇ Learn and write your sight words (One line per word).</p> <p>Parent Sign: _____</p>	<p>◇ Revise word families, write down one word and draw a picture for each family. at an ag ad ap am Eg-mat, Dad, pan etc</p> <p>Parent Sign: _____</p>

#### Optional

Students must choose one activity from each section to complete during the week.

<u>Mathematics</u>	<u>Integrated Unit</u>	<u>Personal/Household</u>
<p>◇ Share some items equally among your family members. How many each?</p> <p>◇ Draw a pattern and a non-pattern. Label them.</p> <p>◇ Draw some clocks with o'clock time demonstrated. 12 o'clock, 3 o'clock etc</p>	<p>◇ Watch the sun set. What colours do you see? Draw</p> <p>◇ Observe moon size and shape each night. Record.</p> <p>◇ Which is your favourite planet? Explain.</p>	<p>◇ Play a game outside. Record.</p> <p>◇ Help serve dinner or set table.</p> <p>◇ Put away dishes or clothes.</p>